

# British Car Specialists

(209) 948-8767  
 2060 N. Wilson Way  
 Stockton, CA 95205

Fax: (209) 948-1030

## Parts check lists

We have put together these check lists for your convenience. They are based on years of experience in our service department.

They are designed to assist you when choosing the parts needed for repairing your car, they will show the parts that are commonly needed when working on a certain area of the car. They are a generalized list that encompasses all makes of British cars.

Time and money is saved when you think ahead. There is nothing worse than being in the middle of a job and realizing that you are missing just one simple part in order to finish.

### New Email Addresses

Tech questions, David Nock    healeydoc@sbcglobal.net  
 Parts inquiry, Sheila Nock-Huggins    britishardoc@sbcglobal.net

### Front End Parts List

### Notes

FE 1	King Pin kit	
FE 2	King Pin Adjusting Shims	
FE 3	"A" Frame Bushes (Various Materials)	
FE 4	Tie Rod Ends	
FE 5	Tie Rod Boots	
FE 6	Center Tie Rod	
FE 7	Anti Roll Bar links	
FE 8	Anti Roll Bar Bushes (Various Materials)	
FE 9	Bolt Shock Link to Kingpin	
FE 10	Bushes Shock Link to Kingpin	
FE 11	Fulcrum Cotter	
FE 12	Fulcrum Pin	
FE 13	Shock Absorbers	
FE 14	Shock Buffer	
FE 15	Shock Plates	
FE 16	Shock Bolts	
FE 17	Wheel Bearings	
FE 18	wheel Bearing Adjusting Shim	
FE 19	Wheel Bearing Spacer	
FE 20	Seals	
FE 21	Dust Cap	
FE 22	Knock Off	
FE 23	Hubs	
FE 24	Hub Studs	
FE 25	Hub Nuts	
FE 26	Suspension Hardware	
FE 27	Wheel Bearing Grease	
FE 28	Dust Cover On Backing Plate.	
FE 29	Idler Arm Parts	
FE 30	Steering Rod Box Parts	
FE 31	Steering Rack Parts	
FE 32	Cotter Pin Steering Box	
FE 33	Cotter Pin Idler Arm	
FE 34	Cotter Pin A' Frame	
FE 35	Cotter Pin Kingpin	
FE 36	Grease Fittings	
FE 37	Bump Stop	
FE 38	Parts Book, Factory	
FE 39	Service Manual Factory	

Engine Parts List	Notes
EP 1	Gasket Set Complete
EP 2	Front Crank Seal
EP 3	Rear Crank Seal Kit
EP 4	Rear Engine Plate Machined For Seal
EP 5	Gasket, Rear Engine Plate
EP 6	Timing Chain
EP 7	Timing Gears
EP 8	Timing Chain Tensioner
EP 9	Cam Bearings
EP 10	Rod Bearings (Size)
EP 11	Main Bearings (Size)
EP 12	Thrust Washers (Over Size)
EP 13	Wrist pin Bushes
EP 14	Piston (Size)
EP 15	Exhaust Valves
EP 16	Valve Seals
EP 17	Inlet Valves
EP 18	Valve Guides
EP 19	Valve Springs
EP 20	Core plug Set Cup or Disc
EP 21	Rocker Shaft Assembly, Exchange
EP 22	Water pump
EP 23	Oil Pump
EP 24	Top Hose
EP 25	Bottom Hose
EP 26	Other Hose's
EP 27	Heater Hose's
EP 28	Hose Clamp Jubilee-Wire
EP 29	Radiator Cap
EP 30	Cam Bearings
EP 31	Anti-Freeze
EP 32	Plugs
EP 33	Points-Condenser
EP 34	Vacuum Unit
EP 35	Plug Wire Set
EP 36	Rotor Arm
EP 37	Distributor Cap
EP 38	Cam Followers
EP 39	Cam Shaft (Various Specs)
EP 40	L.T. Wires Inside Distributor

Engine Parts List	Notes
EP 41	Oil Flex Line to Gauge
EP 42	Oil Flex Pipe From Oil Pump (100/4)
EP 43	Oil Filter adaptor, Spin On
EP 44	Oil Cooler Kit
EP 45	Assembly Lubc, Redline
EP 46	Thermostat (Two Types)
EP 47	Throttle Linkage Bushes-Springs
EP-48	Fan Belts
EP 49	Valve Cover Seals
EP 50	T/Cover for Seal (100-4), Modified
EP 51	Engine Paint 2 Cans
EP 52	Mounts
EP 53	Seal Tach Drive
EP 54	Seal Distributor Pedestal
EP 55	Relief Valve & Spring
EP 56	Lock Washer, Cam Gear
EP 57	Lock Washer, Crank Pulley
EP 58	Lock Washer, Fly Wheel
EP 59	Ring Gear
EP 60	Parts Book, Factory
EP 61	Service Manual Factory

MG JAGUAR TRIUMPH AUSTIN-HEALEY

CALL US!  
FOR ALL YOUR  
**BRITISH CAR**  
NEEDS.

(209) 948-8767  
FAX 948-1030

PARTS & SERVICE  
RESTORATION

Same Location  
Since 1971

**British Car Specialists** EST. 1957  
3900 N. WILSON BLVD. • STOCKTON, CA 95205-1129

## Wiring Harness List

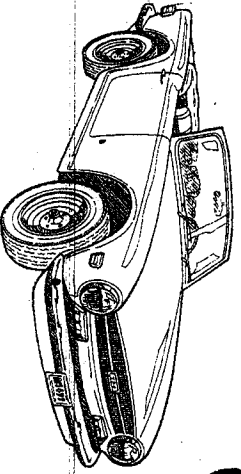
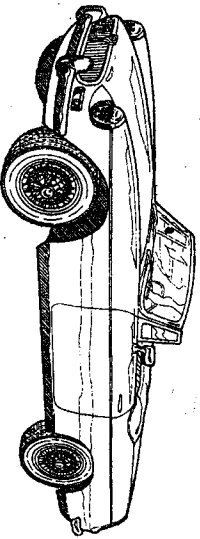
	Notes
WH 1	Wiring Harness (O.E.M. & A/Market)
WH 2	Over Drive Harness
WH 3	Wiring clip Set
WH 4	Wiring Clips, Yellow Zinc
WH 5	Wiring Clips, Zinc
WH 6	Wire Harness Clamp
WH 7	Steering Column Harness
WH 8	Main Battery Cables
WH 9	Solenoid Terminals
WH 10	Starter Terminals
WH 11	Brake Light Switch
WH 12	Stainless Steel Screw Set
WH 13	Pozi Drive Screws O.E.M (As Required)
WH 14	Electric, Tape
WH 15	Park Lamp Harness Pigtail
WH 16	Head Light Harness Pigtail
WH 17	Wiring Diagram
WH 18	Lucas Snap Connectors Single/Double
WH 19	Lucas Connectors, Solder Type
WH 20	Grommet Set, Fire Wall
WH 21	Fuse In-Line
WH 22	Fuses 35A-50A etc.
WH 23	Trafficator switch
WH 24	Service Manual Factory
WH 25	Parts Book Factory

## Notes

## Electrical Parts List

	Notes
EE 1	Battery Terminal Screw
EE 2	Terminal Boot Starter Relay
EE 3	Terminal Boot S.U. Fuel Pump
EE 4	Switches, Various
EE 5	Generator Parts, Bearings & Bushings
EE 6	Starter rebuild parts
EE 7	Battery On/Off Switch
EE 8	Dip Switch
EE 9	Flasher Unit
EE 10	Starter Solenoid
EE 11	Flasher Relay
EE 12	Isolator Switch Gear Box
EE 13	Horn/Traffic Switch
EE 14	6 or 12 Volt Battery
EE 15	Optima 12 Volt Battery
EE 16	Battery Fitting Kit
EE 17	Battery Terminals Bronze, Lucas
EE 18	Fan Belts
EE 19	Generator Rebuilt
EE 20	Starter Rebuilt
EE 21	Alternator Conversion Kit
EE 22	Regulator
EE 23	<b>Bulbs</b> Panel, Brake, Parking, etc
EE 24	Halogen Bulb/Flasher Warning Light
EE 25	Throttle Switch, Overdrive
EE 26	Relays Solenoid Overdrive
EE 27	Park/Tail Lamps
EE 28	License Lamp
EE 29	Daytime headlights Xenon
EE 30	Headlamps, Halogen
EE 31	Battery Cable Set +or-
EE 32	Starter Button
EE 33	Ignition Switch
EE 34	Switches, Various
EE 35	Ground Cables
EE 36	Service Manual Factory
EE 37	Parts Book, Factory

## Notes



(209) 948-8767

www.BritishCarSpecialists.com

Brake System List	Notes
BS 1	Brake Shoes Front/Rear
BS 2	Flex Hoses 2 Front/1 Rear, Copper Washer
BS 3	Wheel Cylinder
BS 4	Wheel Cylinder Fitting Kits
BS 5	Wheel Cylinder rebuild Kits
BS 6	Master Cylinder
BS 7	Master Cylinder rebuild Kit
BS 8	Power Booster
BS 9	Power Booster Hose & Clips
BS 10	Power Booster Filter & Cover
BS 11	Power Booster Air Valve
BS 12	Brake Fluid Castrol GT (32oz)
BS 13	Fulcrum Pin, Master Cylinder
BS 14	Pedal Pads
BS 15	Brake Pipes Steel or Stainless
BS 16	Calipers Rebuilt Exchange
BS 17	Caliper rebuild Kits
BS 18	Caliper Pistons Stainless Steel
BS 19	Calipers Anti-Squeal Pads
BS 20	Caliper Quad Seal
BS 21	Brake pads
BS 22	Clevis Fork Master Cylinder + Clevis Pin
BS 23	Fulcrum Pin Master Cylinder
BS 24	Adjusting Rod Master Cylinder
BS 25	Dust Seal Backing Plate
BS 26	Clamps, Brake Line (Various)
BS 27	Pipe Washer, Reservoir
BS 28	Decal, Reservoir
BS 29	Bleed Screw Caps
BS 30	Felt on Steady Post
BS 31	Hose Clamps, Jubilee
BS 32	Bleed Hose
BS 33	Brake Shoe Springs
BS 34	Boot, Hand Brake Lever
BS 35	Cable, Hand Brake
BS 36	Rotors
BS 37	Hand Brake Mechanism Parts
BS 38	Parts Book, Factory
BS 39	Service Manual Factory

Tune Up & Service List	Notes
TU 1	Points
TU 2	Condenser
TU 3	Rotor Arm
TU 4	Low Tension Wire
TU 5	Vacuum Unit
TU 6	Valve Cover Gasket
TU 7	Fuel Filter
TU 8	Fan Belts
TU 9	Top Radiator Hose
TU 10	Lower Radiator Hose
TU 11	Heater Hoses
TU 12	Hose Clamps, Jubilee or Wire
TU 13	Generator Brushes
TU 14	Air Filter (As Required)
TU 15	Fuel Pump Points
TU 16	Fuel Lines Flexible
TU 17	Ignition Coil
TU 18	Return Springs, Throttle
TU 19	Carb Kits
TU 20	Carb Washers, Fiber
TU 21	Throttle Linkage Parts
TU 22	Distributor Cap
TU 23	Plug Wire Set
TU 24	Spark Plugs
TU 25	Plug Ends-Boot
TU 26	S.U. Jet Wrench
TU 27	Points Plate
TU 28	Carb. Synchronizer
TU 29	S.U. Tool Kit
TU 30	Color tune
TU 31	Red Line Engin Oil, Synthetic
TU 32	Brake Fluid Castrol GTLMA
TU 33	Anti-Freeze
TU 34	Thermostat (Two Types)
TU 35	Thermostat Gasket
TU 36	Amplifier, Pertronix
TU 37	S.U. Carb. Book
TU 38	Parts Book, Factory
TU 39	Service Manual Factory

## Clutch Parts List

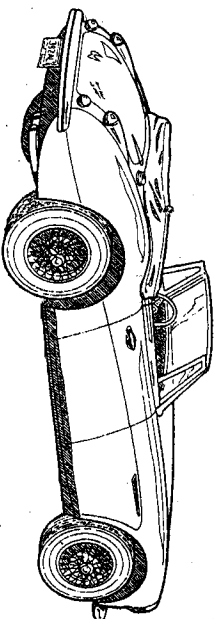
	Notes
CP 1	Clutch Disc (Size?)
CP 2	Throw Out Bearing & Clip/Cotter
CP 3	Clutch Cover
CP 4	Ring Gear
CP 5	Flywheel Bush
CP 6	Slave Cylinder
CP 7	Slave Cylinder rebuild Kit
CP 8	Hose, Slave Cylinder + Copper Washer
CP 9	Clutch Master Cylinder
CP 10	Clutch Master Cylinder rebuild Kit
CP 11	Fulcrum Pin Pedal
CP 12	Hydraulic Fluid Castrol GT (32 oz)
CP 13	Rear Engine Crank Seal
CP 14	Rear Engine Plate Machined For Seal
CP 15	Gasket, Rear Engine Plate
CP 16	Front Transmission Seal
CP 17	Pedal Pad
CP 18	Clutch Linkage
CP 19	Light Weight Flywheel
CP 20	Transmission Mounts
CP 21	Clutch Housing Dowel Bolts
CP 22	Cross Shaft (100-4)
CP 23	Clutch Cross Shaft Bush (100-4)
CP 24	Clutch Housing (BN1 to BN2)
CP 25	Clutch Pedal Shaft & Bush
CP 26	Cotter Pin t/o Bearing
CP 27	Fulcrum Fork Kit (BN4-BJ8)
CP 28	Boot into Clutch Housing
CP 29	Linkage Spring
CP 30	Clutch Alignment Tool
CP 31	Clutch Pipe Steel or Stainless
CP 32	Clamps for Clutch Pipe
CP 33	Pilot Bush
CP 34	Clevis pins
CP 35	Pedal Spring
CP 36	Push Rod, Master Cyl, Slave Cyl
CP 37	Stabalizer Tie Rod Parts
CP 38	Service Manual Factory
CP 39	Parts Book, Factory
CP 40	Picture of Linkages 100/4

## Notes

## Fuel System Parts List

	Notes
FS 1	Carburetor Kit
FS 2	Fuel Filter
FS 3	Flexible Lines to Carb's
FS 4	Air Filters (as Required)
FS 5	Fuel Pump SU (Polarity?)
FS 6	Fuel Pump Points
FS 7	Fuel Pump Diode +, -
FS 8	Gaskets
FS 9	Throttle Linkage Bushes-Springs
FS 10	Fuel Sending Unit & Gasket
FS 11	Fuel Tank Pad
FS 12	Fuel Tank Straps
FS 13	Fuel Line Clips
FS 14	Fuel Line S.S.
FS 15	Fuel Line Copper
FS 16	Fiber Washer S.U.
FS 17	Float, Carb
FS 18	Float Needles
FS 19	Dashpot Oil
FS 20	Springs
FS 21	Throttle Shaft Oversize-Std.
FS 22	SU Jet Wrench
FS 23	Carb. Synchronizer
FS 24	S.U. Tool Kit
FS 25	ColorTune
FS 26	Linkage Parts-Ball Joints, Rods, etc.
FS 27	Reamer
FS 28	Choke Cable
FS 29	Throttle Cable
FS 30	Cable Stops
FS 31	Parts Book, Factory
FS 32	Service Manual, Factory

## Notes



www.BritishCarSpecialists.com

	<b>Gear Box Parts List</b>	<b>Notes</b>
GB 1	What is your Cluster Gear # ?	
GB 2	1st Gear & Hub	
GB 3	Reverse Gear	
GB 4	Selector Shafts	
GB 5	Reverse Gear Shaft	
GB 6	Synchro Ring, Bronze or Steel	
GB 7	Cluster gear	
GB 8	Cluster gear Rollers	
GB 9	1st Motion Lay Shaft Rollers	
GB 10	Bearings (As Required)	
GB 11	Universals Joints	
GB 12	<b>Gear Lever Parts</b>	
GB 13	Stud	
GB 14	Collar	
GB 15	Rubber Spacer (Two Sizes)	
GB 16	Ring	
GB 17	Lock Ring	
GB 18	Align Bolt	
GB 19	Bush	
GB 20	Boot	
GB 21	Knob	
GB 22	Gasket Set	
GB 23	Front Seal	
GB 24	Forks If Worn Bad	
GB 25	Shaft, Double Seal (BN1)	
GB 26	Front Cover Modify For Seal (BN1)	
GB 27	Rear Seal Non Overdrive Car	
GB 28	Buffer Selector Shafts	
GB 29	Lock Washer, 1st Motion Shaft	
GB 30	Isolator Switch	
GB 31	Red Line Synthetic Oil	
GB 32	Mounts	
GB 33	Seal Selector Rod Shaft	
GB 34	Parts Book, Factory	
GB 35	Service Manual Factory	

	<b>Over Drive Parts List</b>	<b>Notes</b>
OD 1	Gasket Set	
OD 2	Rear Seal	
OD 3	Accumulator Piston & Housing	
OD 4	Accumulator Piston & Housing Upated	
OD 5	Bronze Bush in Housing	
OD 6	Magnet	
OD 7	Washer, Large Brass Drain Plug	
OD 8	Seal, Speedo Drive Gear	
OD 9	Bronze Washer, Uni-Drive	
OD 10	Bearings Rear Housing	
OD 11	Bronze Washer, Sun Gear	
OD 12	Ball Bearing, Oil Pump	
OD 13	Ball Bearing, Operating Valve	
OD 14	O' Ring operating Shaft	
OD 15	O' Rings	
OD 16	Boot & Plunger, Solenoid	
OD 17	Solenoid	
OD 18	Clutch Assembly, O/D	
OD 19	Isolator Switch	
OD 20	O' Ring, Accumulator Housing	
OD 21	Oil Pump	
OD 22	Cam, Oil Pump	
OD 23	Cotter Pin, Rear	
OD 24	Mounts	
OD 25	Bushes, Tie Rod Parts	
OD 26	Parts Book, Factory	
OD 27	Service Manual Factory	
OD 28	Isolator Switch	

www.BritishCarSpecialists.com

